

Dr. Gladys McKelvie Egbert School 2021-22 School Budget and School Fees Survey

Online Survey Results
May 6, 2021 Report



**Calgary Board
of Education**

Background

- An online survey was available to Dr. Gladys McKelvie Egbert parents April 15 – 30, 2021.
- The survey had a total of 18 people completing some or all of the survey.
- The purpose of the survey was to gather feedback from parents about on school budgets and school fees to help inform the decisions we make, and in compliance with legislated and operational expectations. When students, staff and parents work closely together, students experience greater success in achieving their learning goals.
- This report includes survey results only; comments are provided in a separate document.

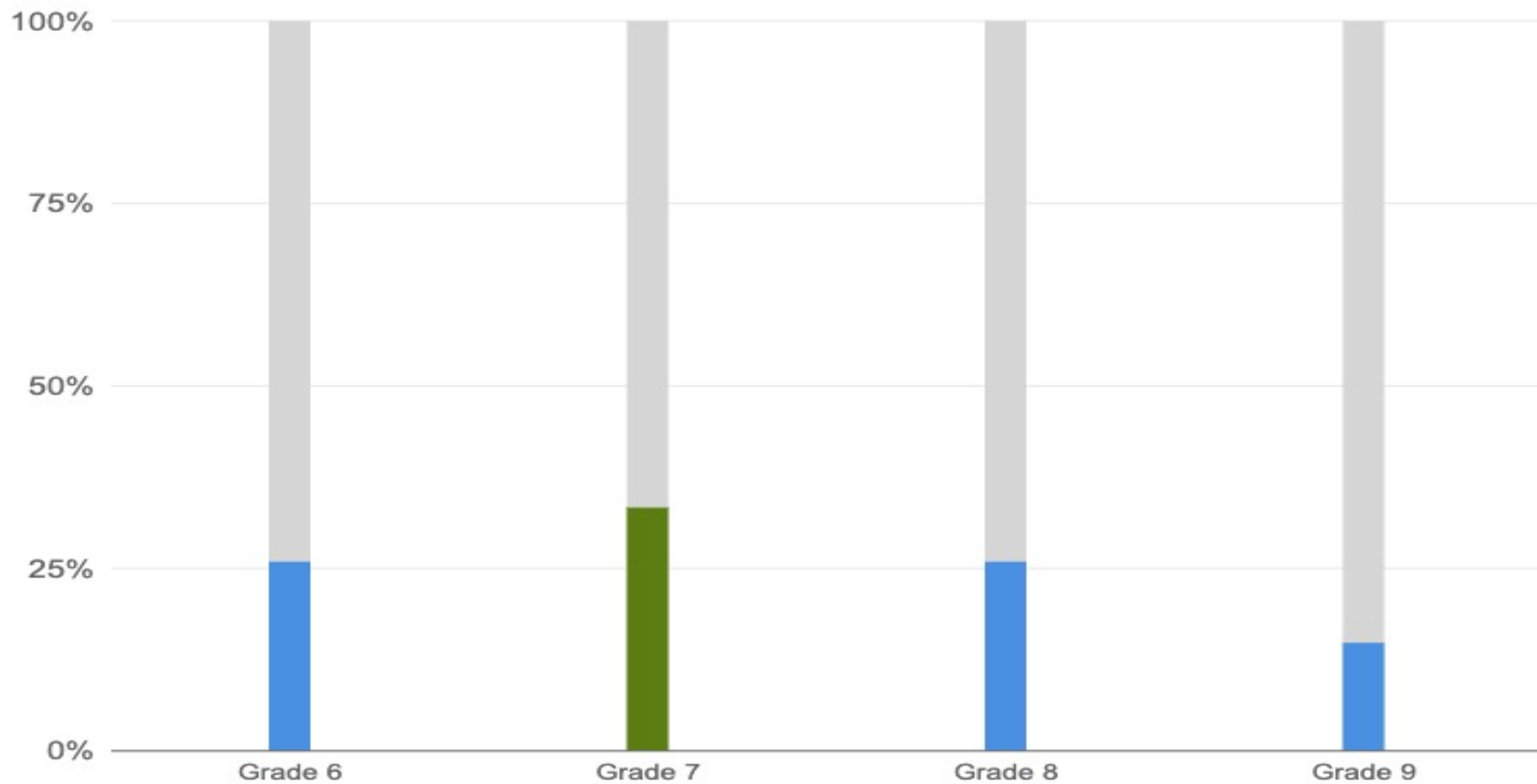


About the Participants



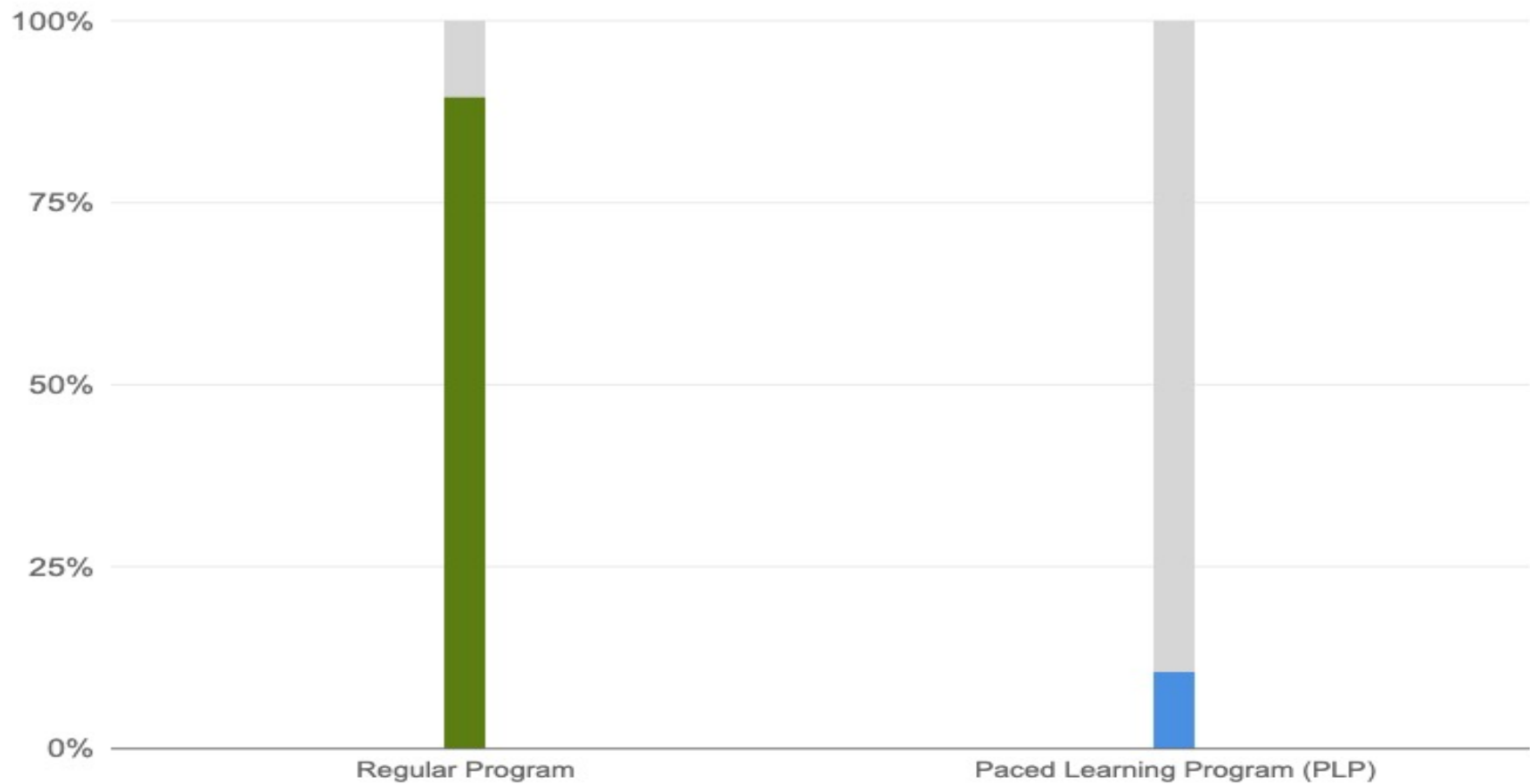
Participant Profile

Grade Level of Students (27 responses):



Participant Profile

Program Type (19 responses):



Results



Q1 - As the school plans for next year, and considering the budget information above, what activities or programs are most important to you?

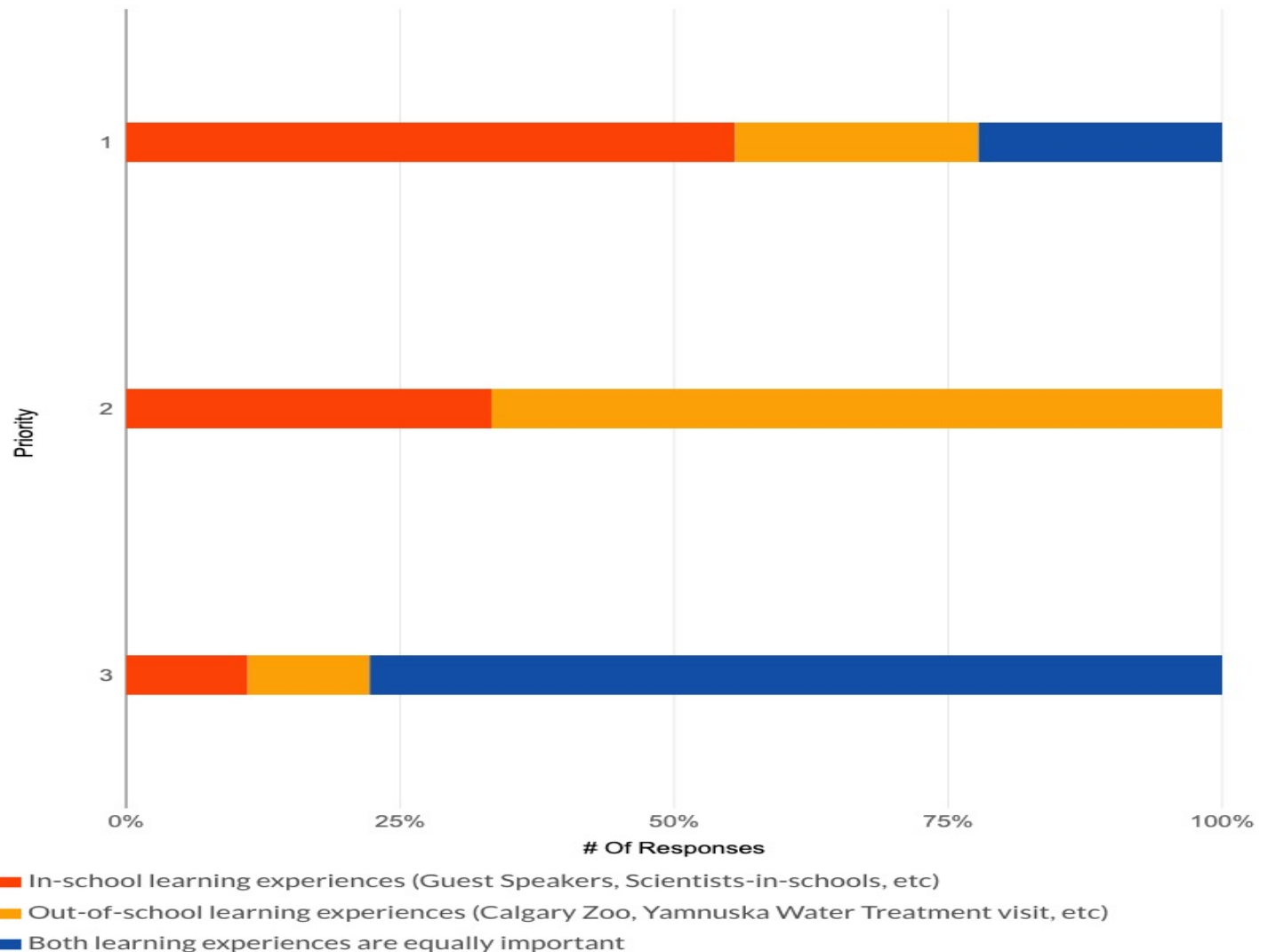
Responses: 5

Comments are provided in separate document “Parent Comments – Survey 2021”



Q2 - Understanding a school must operate within its budget allocation and that too many fees may be unmanageable for families, please select, in order of importance, which school-based activities and services are preferential to you and your child(ren).

Responses: 9



Q2 - Understanding a school must operate within its budget allocation and that too many fees may be unmanageable for families, please select, in order of importance, which school-based activities and services are preferential to you and your child(ren).

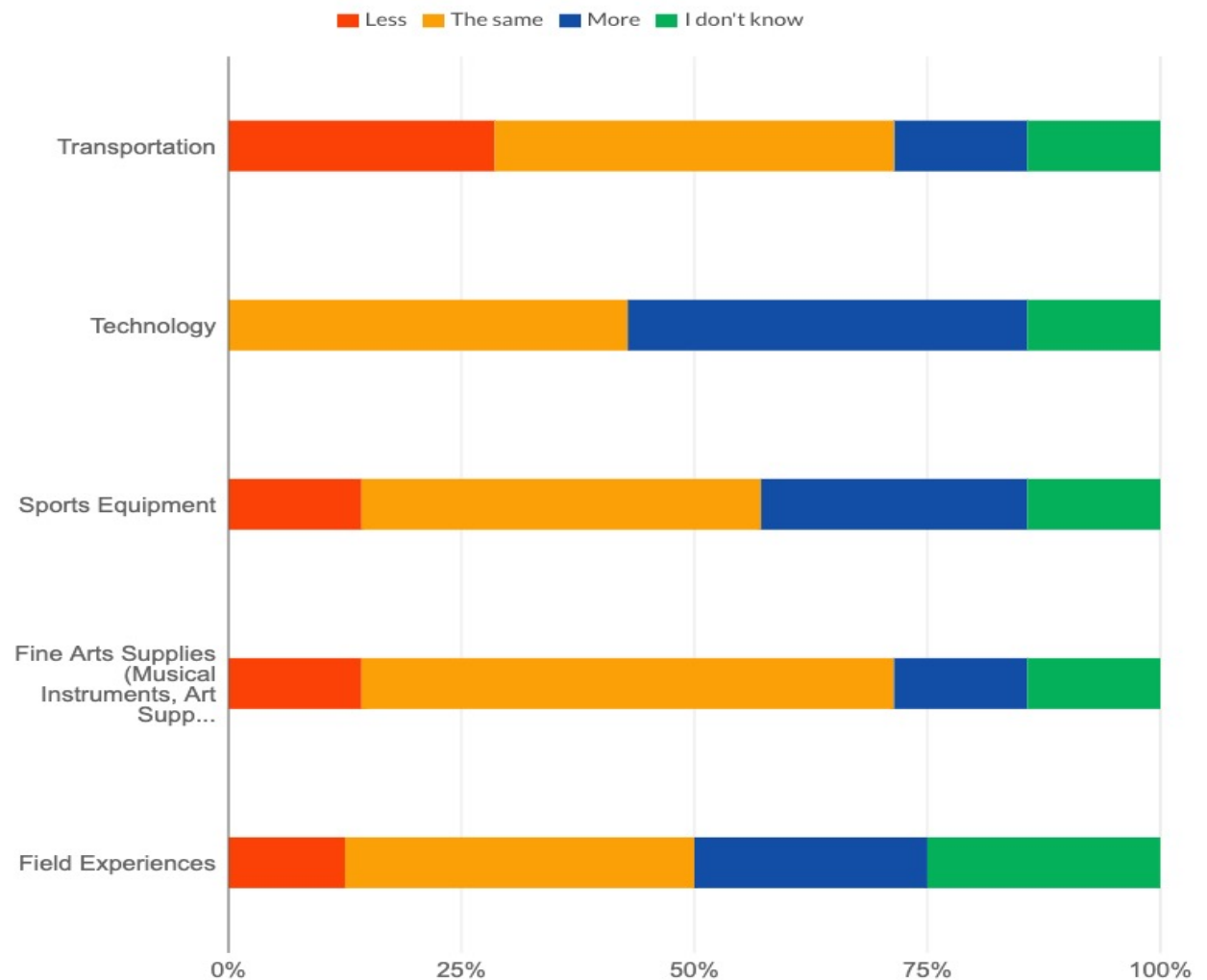
Responses: 9

Answer Option	1st	2nd	3rd	Total	Score
In-school learning experiences (Guest Speakers, Scientists-in-schools, etc)	55.56% 5	33.33% 3	11.11% 1	9	1.56
Out-of-school learning experiences (Calgary Zoo, Yamnuska Water Treatment visit, etc)	22.22% 2	66.67% 6	11.11% 1	9	1.89
Both learning experiences are equally important	22.22% 2	0.00% 0	77.78% 7	9	2.56



Q3 - When thinking about how fundraising dollars have been shared to support various school activities, please share whether the following should receive more, approximately the same or less proportion of fundraising dollars in the 2021-22 school year.

Responses: 8



Q3 - When thinking about how fundraising dollars have been shared to support various school activities, please share whether the following should receive more, approximately the same or less proportion of fundraising dollars in the 2021-22 school year.

Responses: 8

Answer Option	Less	The same	More ▲	I don't know	Total
Transportation	28.57% 2	42.86% 3	14.29% 1	14.29% 1	7
Fine Arts Supplies (Musical Instruments, Art Supp...	14.29% 1	57.14% 4	14.29% 1	14.29% 1	7
Field Experiences	12.50% 1	37.50% 3	25.00% 2	25.00% 2	8
Sports Equipment	14.29% 1	42.86% 3	28.57% 2	14.29% 1	7
Technology	0.00% 0	42.86% 3	42.86% 3	14.29% 1	7



Conclusion



Thank You!

USE AS APPLICABLE:

- Survey comments are available on the [Dr. Gladys McKelvie Ebgert](#) website.
- Thank you to everyone who participated in this survey. Your contributions made a meaningful difference in our decision-making process.
- We will communicate a decision regarding School Budget and School Fees in the Spring 2021.

